


GEO Screentech Srl

Screening Solutions

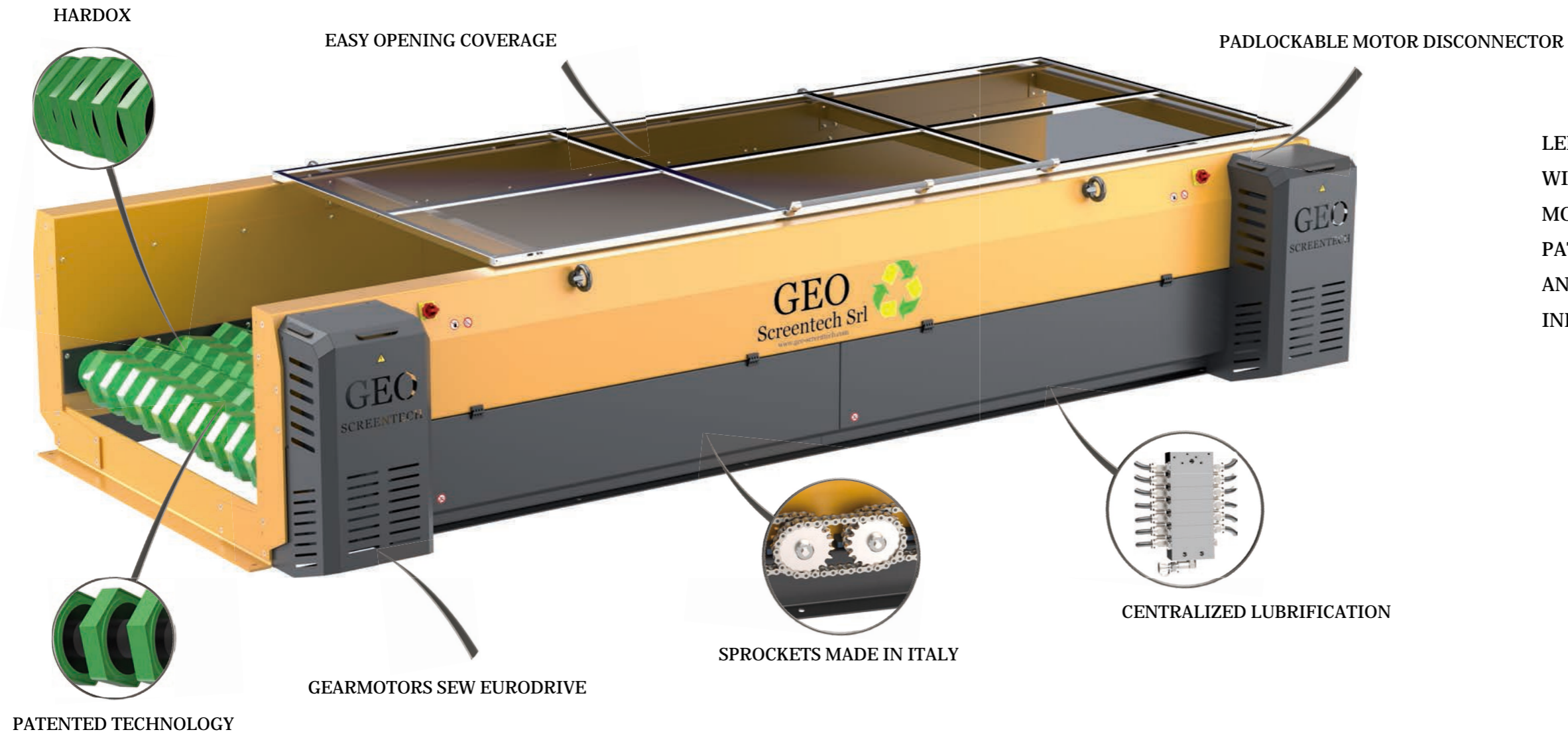


DST - DISC SCREENS

PRODUCTIVE - RELIABLE - ROBUST

STATIONARY - HOOKLIFT - SEMI-TRAILER

SIMPLICITY OF LINES, CHOICE OF COMPONENTS, ROBUSTNESS OF SOLUTIONS



LENGTH FROM 2 TO 8 METERS.
 WIDTH FROM 1 TO 2.40 METERS.
 MODULAR SYSTEM IN LENGTH.
 PATENTED ANTI-WRAPPING AND
 ANTI-CLOGGING SYSTEM.
 INFINITE COMBINATIONS OF SECTIONS.



PATENTED TECHNOLOGY

SYSTEM LOGIC

Our screens are built to operate in the worst environments and conditions. The solutions and the elements used guarantee reliability and effectiveness; the management of the machine requires easy maintenance operations. The compact and functional line allows to optimize the spaces in the plants, reducing the installation costs and favoring the operation of the personnel in charge.

PATENTED SYSTEM

In each shaft the sleeves rotate independently so that the long and stringy material in the waste cannot wrap around the sleeves and clog the section.

In our PATENDEED anti-wrapping and anti-clogging system the sleeves are always centered in relation to the shaft preventing material from entering the sleeves.

The result:

- More precise and constant screening section
- Reduction of consumption and wear
- Reduction of maintenance times and costs

LENGTH FROM 2 UP TO 6 METERS FOR EACH SCREENING FLOOR - INFINITE COMBINATIONS

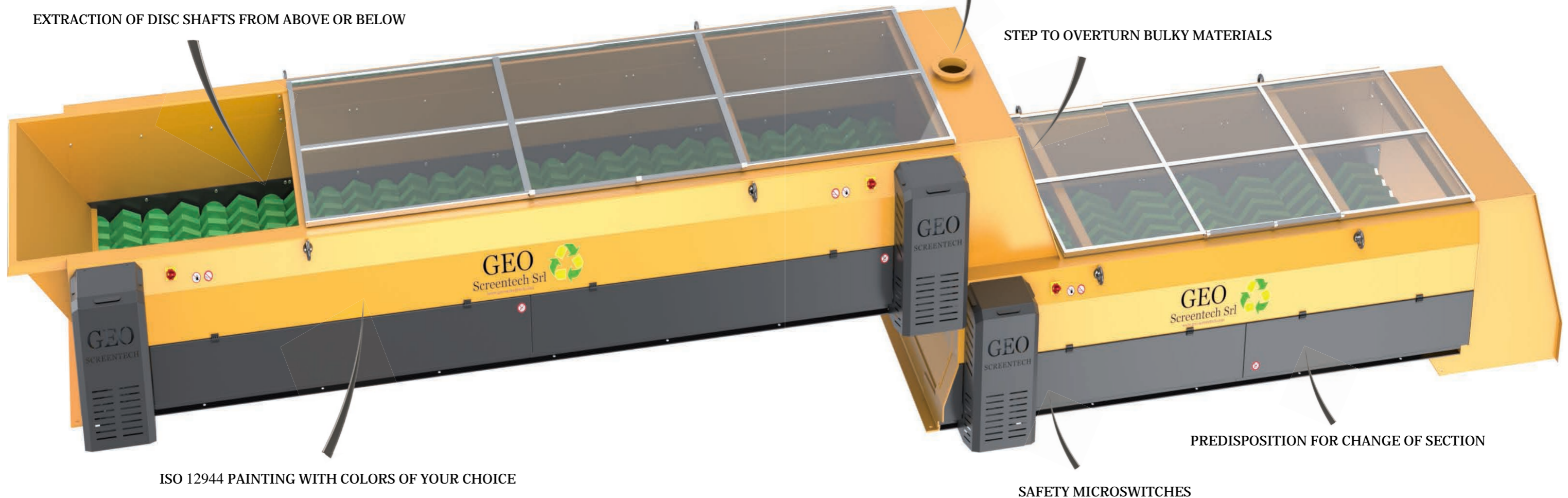
HIGH PRODUCTIVITY AND EFFECTIVENESS
EXCELLENT CLEANLINESS OF THE SECTIONS
CONSTANT SCREENING PERFORMANCE
MINIMAL OVERALL DIMENSIONS

SCREENING LINES WITH STEP
CAPACITY UP TO 1000 M³/H
TILL 5 SCREENING SECTIONS

EXTRACTION OF DISC SHAFTS FROM ABOVE OR BELOW

SUCTION FLANGE

STEP TO OVERTURN BULKY MATERIALS



ISO 12944 PAINTING WITH COLORS OF YOUR CHOICE

PREDISPOSITION FOR CHANGE OF SECTION

SAFETY MICROSWITCHES

MODULARITY

Each of our disc screens is modular and prepared to be put in series with subsequent screening plans.

The possibility of creating a step between screening planes allows the screened material to be flipped over, increasing the effectiveness of separation.

This solution is particularly suitable when the materials to be screened have parts of large dimensions or in the cases in which the overscreen needs an even more accurate separation.

CUSTOMIZATION

The possibility of providing screening plans of any section, starting from 6 mm, and of variable dimensions both in width and length, can satisfy every request of utilization.

All of our screens are customizable and this allow us to intervene in even the most complicated revamps where, in confined spaces, high performance is required.

SCREENING LINES, STATIONARY OR SEMI-MOBILE, COMPLETE WITH LOADING HOPPERS AND CONVEYOR BELTS

EXCELLENT FLOW MANAGEMENT
SMALL DIMENSIONS
EXTREME VERSATILITY

IDEAL FOR TEMPORARY CONSTRUCTION SITES
AND IN ALL CASES WHERE IT IS REQUIRED
POSITIONING FLEXIBILITY

DOSING ROLLER OR DISINTEGRATING AUGER
ADJUSTABLE IN HEIGHT

DISC SCREEN WITH ONE OR TWO SECTIONS

HOPPER FROM 2 TO 8 M³

RUBBERIZED
ROLLER
IMPACT

LAUNCH CONVEY
OR DISRUPTIVE SYSTEM

HEIGHT ADJUSTMENT

MOVABLE SCREEN GROUP WITH CRANE OR DEMOUNTABLE

SPEED-ADJUSTABLE LOADING HOPPERS

Constant feeding is essential to optimize production performance and selection in any screening system.

For this reason we have built a line of specific loading hoppers to feed our screens. The dimensions of the hoppers and of the dosing and disintegrating systems are specially designed for the most requested applications.

Between the hopper and the screen, if necessary, an additional system of distribution or disintegrating is put that optimizes the results of the system.


CONVEYOR BELTS

The correct integration between different elements of a screening line is fundamental for the effectiveness of the system and to drastically reduce maintenance and cleaning interventions.

For this reason, when necessary, we directly integrate our disc screens with tapes unloading and/or re-loaded conveyors.

Thanks to our experience we adopt the best solutions to ensure the correct management of material flows, the durability of the components used and the simplicity of adjustments and necessary maintenance.

DISC SCREEN MOD. DST



mod. DST 1F - FPS


ONE OR MORE SCREENING SECTIONS

L: FROM 2000 TO 8000 mm

W: FROM 1000 TO 2400 mm

SEW MOTORS FROM 5,5 KW TO 7,5 kW

MODULAR IN LENGTH



mod. DST 3F - FPS


ONE OR MORE SCREENING SECTIONS

L: FROM 2000 TO 6000 mm

W: FROM 1200 TO 2400 mm

7,5 kW SEW MOTORS

PAIRABLE IN ANY COMBINATION



mod. DST 3F - FPS

ONE OR MORE SCREENING SECTIONS

L: FROM 2000 TO 6000 mm

W: FROM 1200 TO 2400 mm

7,5 kW SEW MOTORS

PAIRABLE IN ANY COMBINATION

GEO Screentech Srl

Head Quarters
Via dell'Industria 67
36030 Sarcedo (VI) Italy
Tel: +39 0445 300583

Sede Operativa
Via Calcara 6
36042 Breganze (VI) Italy
Tel: +39 0445 656310

info@geo-screentech.com
www.geo-screentech.com

